

Celebrate the magic of Maisy with these reproducible activity sheets and storytime suggestions!

# Happy Birthday, Maisy



30  
years of  
Maisy

**Join us in celebrating thirty years of Maisy!** Through friendship, learning and fun, Maisy has introduced the youngest readers to a world of adventure. Here's what Lucy Cousins has to say about her creation:



*When I started creating the Maisy books thirty years ago, I wanted Maisy to be a very happy mouse. She is always cheerful, confident, and fun. Maisy enjoys the everyday experiences of life that small children can relate to, but she also loves to try out new things and have adventures, especially if they include her fun-loving friends.*

## Materials List

- ☐ Markers or crayons
- ☐ Scissors
- ☐ String or wool
- ☐ Glue or tape
- ☐ Wooden craft sticks
- ☐ Pencil

\* Make sure to do the activities without cut-outs first!



WALKER  
BOOKS

Maisy™. © 1990–2021 by Lucy Cousins.  
Lucy Cousins font © 1990–2021 by Lucy Cousins.


# Create a Mini Birthday Banner!

Colour and cut out the pieces of the birthday banner. Use string to attach them together, then hang the banner when celebrating someone's birthday. Don't forget to sing the birthday song!







# Birthday Dress-up

It's Maisy's birthday! What should she wear for her special day? Create a birthday outfit for her. You can use the clothes provided or design your own!



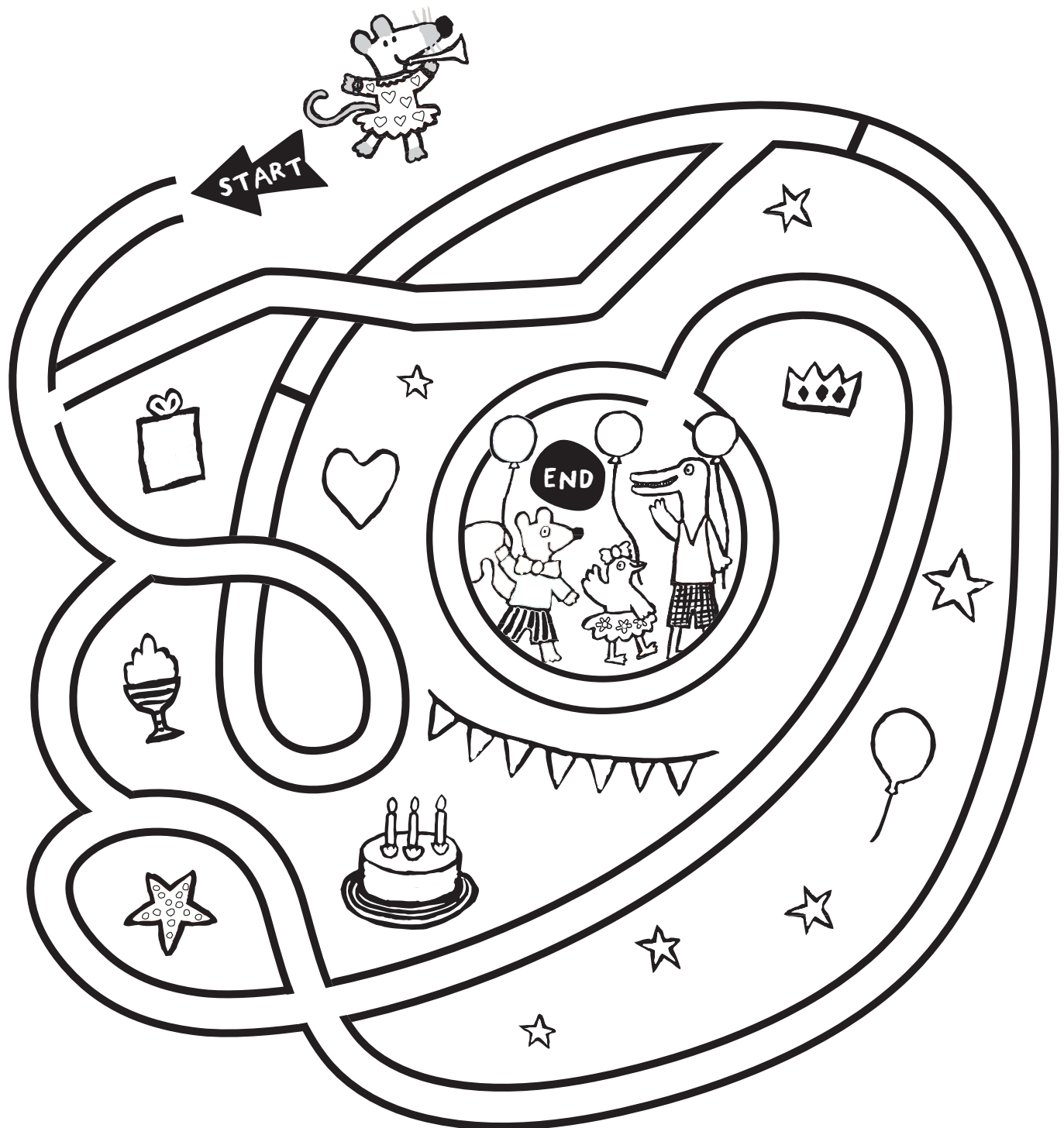
# Put on a Puppet Show

Colour and cut out the character images. Glue or tape the characters to a craft stick. After reading your favorite Maisy book, retell the story using the puppets. Practise using different voices and changing the ending to create your own Maisy story!




# Maisy Maze

Maisy is heading to her birthday party!  
Follow the maze to get to the big event.



# Maisy Memory Game

Colour each page of cards. Cut out the cards and lay them out in a grid facedown (four across and four down). Take turns with a friend flipping over two cards at a time to find a character match. When you find two cards that match, take those cards out of the grid. If you flip over two cards that don't match, turn them back over to how they were and the next player takes a turn. Go back and forth flipping over cards until all matches are found. The player with the most matches wins the game.



© 1990–2021 LC




© 1990–2021 LC




© 1990–2021 LC




© 1990–2021 LC




© 1990–2021 LC




© 1990–2021 LC




© 1990–2021 LC



© 1990–2021 LC




© 1990–2021 LC




© 1990–2021 LC




© 1990–2021 LC




© 1990–2021 LC




© 1990–2021 LC



© 1990–2021 LC



© 1990–2021 LC




© 1990–2021 LC

# List of Fun!

Maisy loves to go on new adventures. There are so many things she likes to do with her friends – go to see a show, grow a garden and send letters – to name a few. Use the space below to make a list of all the things you like to do. Draw a picture of your very favourite things, then share your list with your family and friends.

Things I like to do:



# Maisy and Friends Bingo

Colour and cut out the bingo call cards and one bingo board per player. Place the cards facedown in a stack. Have one person act as Caller, turning cards over and calling out the image on the card. Players can use a crayon to tick off matches on their boards. The first player to complete a full row of matched boxes yells “Bingo!” and wins the game.

Balloon



© 1990–2021 LC

Cake




© 1990–2021 LC

Charley




© 1990–2021 LC

Cyril



© 1990–2021 LC

Eddie




© 1990–2021 LC

Gift



© 1990–2021 LC

Heart



© 1990–2021 LC

Maisy




© 1990–2021 LC

Tallulah



© 1990–2021 LC

# Maisy™ Bingo




© 1990–2021 LC

# Maisy™ Bingo




© 1990–2021 LC

# Maisy™ Bingo



© 1990–2021 LC


# Maisy™ Bingo




© 1990–2021 LC

# Happy Birthday, Maisy!

In celebration of Maisy's birthday, think of a gift you'd like to give her. Using the box below, draw and colour a picture of your present for Maisy.



# Storytime Suggestions



Why is Maisy a good friend? After reading a Maisy book, make a chart about Maisy's characteristics. Is she a good listener? Is she kind? Is she helpful? Ask children to raise their hand when you name the traits they share with Maisy.



**2** After reading a Maisy book, ask children which character you are thinking about by using descriptions only. For example, you might say, "This character has a long trunk and grey skin. Which character am I describing?"

**3** In celebration of Maisy's birthday, help children create a birthday card for her. Provide sentence starters to include in their cards, such as "Happy Birthday, Maisy! I hope you \_\_\_\_\_!"



**4** Set up craft supplies to help children create a birthday crown using long strips of paper. Encourage them to be creative. When they are finished, gather the children to listen to the story *Happy Birthday, Maisy*.



WALKER  
BOOKS